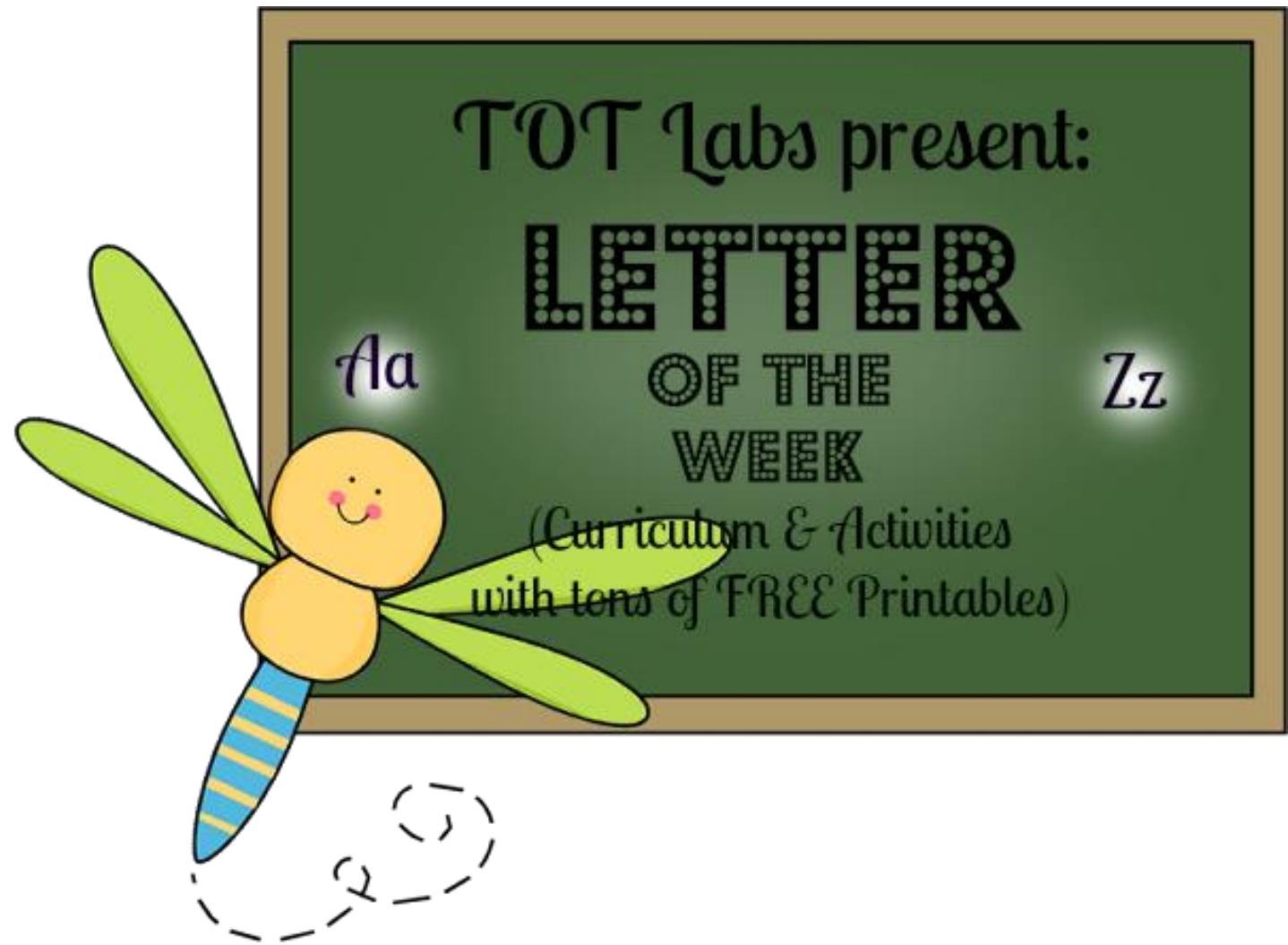


*Tot Labs – A collab venture of
Mumma Diaries & Welcome to Mommyhood*






Terms of use:

- All images and activities are intended for personal use only
- Do not sell or alter any of the printables
- If you use any of the activities listed here, credit must be attributed to Tot Labs
- Do not link directly to the pdf

For more information contact me, the author at: sim3283@gmail.com

Stick puppets:



You can create your own bridge using cardstock paper, or you can print this off:



Themed word mat – You can cut these pieces individually or use it as is. Ask your child to point at the different actions happening in the picture mat. (E.g. can you point at the picture where small Billy goat is alone on the bridge? Or can you point at the picture where troll is under the bridge). You can use counters / dry erase markers for this.

